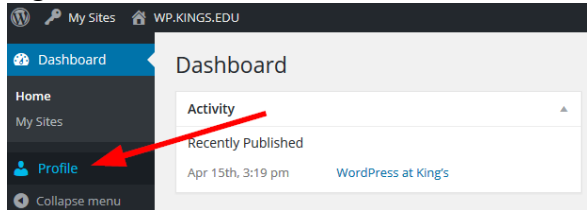


If you've been added to a site or wish to set one up for yourself, know that WordPress creates a random-character password for you. It's very secure and VERY hard to remember. This guide covers the best possible news you could imagine related to this point:

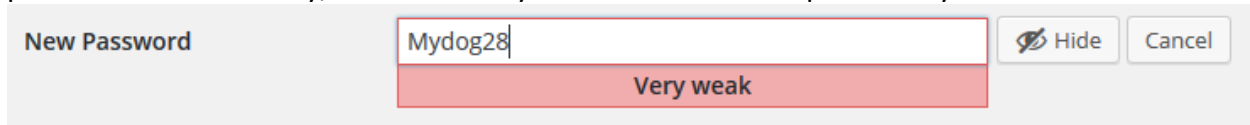
HOW TO CHANGE YOUR WORDPRESS PASSWORD

Your password is not the same as your King's email password, so once your account is made, log in and click the **Profile** button on the Dashboard.

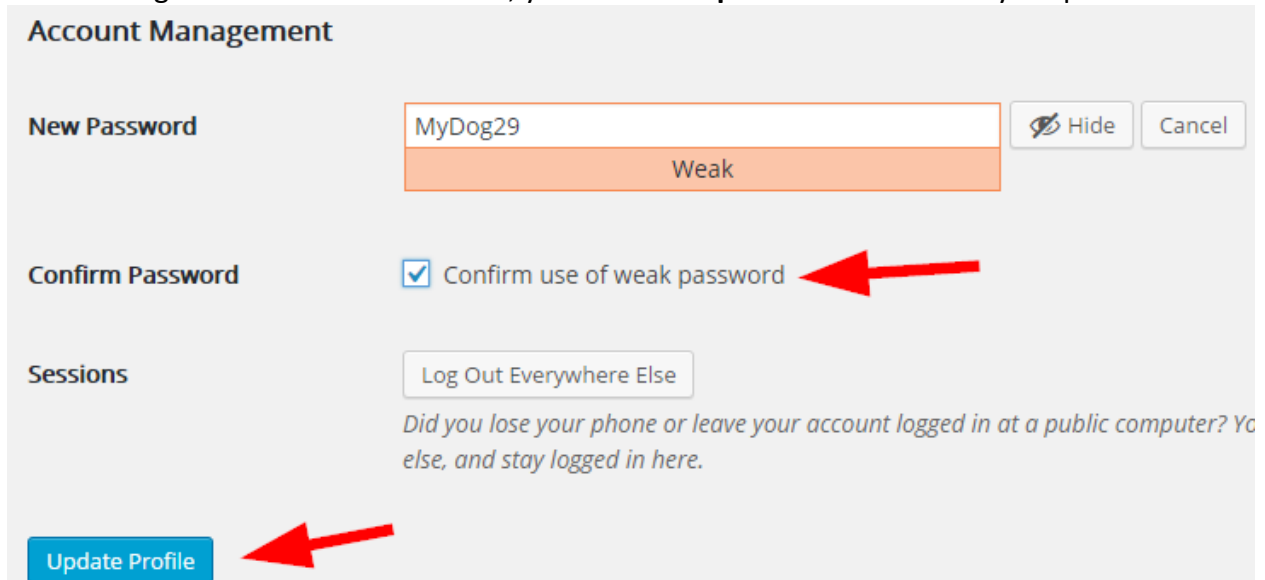


Scroll to the **Account Management > New Password** section.

Click **Generate Password** to get another confusing, random-character password. Once that password displays, erase it and type in your own chosen password. Wordpress will rate your password on its security, but will allow you to have whatever password you choose.



If your password is below "medium" standards, you must check a box to confirm your password is not strong. Once that box is checked, you can click **Update Profile** to save your password.



Now go to the site URL your instructor provides and, if you were previously added, log in.

Your experience should be pretty normal after this point. You can revisit these instructions at any time to change your password or use WordPress' password recovery if you forget yours.